



























Moodle to Canvas Conversion Chart





Items in the list below with an * should not be included in a Moodle backup for import into Canvas as they do not transfer correctly and may bring unusable files into the Canvas course.

| Moodle Item | Canvas Equivalent | Resources & Information |
|--|---|---|
| Activities | Activities / Assignments | Canvas Course: Activities and Assignments |
| Advanced Grading (Checklist, Marking Guide, Rubric) | Rubric | Checklists, Marking Guides, and Rubrics will have to be rebuilt with the Canvas Rubric. Canvas Course: Assignments Canvas Course: Discussions Canvas Course: Grading |
| Announcements | Announcements | Canvas Course: Communication |
| Assignment (Activity)  | Assignment | Canvas Course: Assignments |
| Attendance (Activity)  | Roll Call | Canvas Course: Other Activities |
| Backup, Import, Restore | Export Course Content, Course Import Tool | Canvas Course: Copying Courses Built in Canvas |
| Book (Resource)  | No Equivalent Replicate with Pages. | The chapters of a Book transfer to Canvas as Pages and appear on the Pages Index Page (note they are not linked in Modules). To create a simulation of the Book resource, you can create a Page with a table of contents that links to the respective chapter Pages. Canvas Course: Content Items How do I link one Page to another Page? |
| Calendar | Calendar | Canvas Course: Account Settings and Notifications |
| *Certificate (Activity)  | No Equivalent | |
| Chat (Activity)  | Chat | Canvas Course: Communication |
| Choice (Activity)  | No Equivalent Choice activity transfers to Canvas as an Ungraded Survey. | The item will need to be previewed after it is transferred into Canvas to ensure that the question and answer options appear correctly. If you want the Survey to be a graded item, you will need to change the Quiz Type setting from Ungraded Survey to Graded Survey. Canvas Course: Quizzes |

| | | |
|---|--|--|
| Competency | Outcomes | Canvas Course: MasteryPaths and Outcomes |
| Course Settings | Settings | Canvas Course: Settings |
| *Database (Activity)  | No Equivalent | |
| Feedback (Activity)  | No Equivalent Canvas attempts to bring a Feedback activity in as an Ungraded Survey, but multiple choice questions do not transfer correctly. | Multiple choice questions from Feedback transfer into Canvas with all of the answer options together as one answer choice. Answer options would need to be added and the transferred text would need to be cleaned up and separated into the individual answer choices. If you want the Survey to be a graded item, you will need to change the Quiz Type setting from Ungraded Survey to Graded Survey. Canvas Course: Quizzes |
| File (Resource)  | Files | Canvas Course: Content Items |
| Folder (Resource)  | No Equivalent Transfers as a Page. | A Folder resource transfers to Canvas as a Page. If a Folder contains files that Canvas accepts, the files are linked on the Page. Canvas Course: Content Items |
| *Forum (Activity)  | Transfers as a Discussion with fewer settings. | Forums should be replaced in the Moodle course with Open Forums before content is transferred into Canvas. |
| *Glossary (Activity)  | No Equivalent Recreate with a Page, File, or StudyMate. | The Glossary activity does not transfer into Canvas. Terms and definitions can be typed on a Page, typed and saved as a PDF file and added in the course as a File, or a StudyMate can be created. Canvas Course: Content Items |
| Gradebook | Grades | Manually created columns in a Moodle gradebook will not transfer to Canvas. Each item in the gradebook has to be created as an Assignment (Assignment, Discussion, Quiz, External Tool). For a graded activity that students will not submit in Canvas, create an Assignment and set it to No Submission or Paper Submission. Canvas Course: Gradebook |
| Gradebook Setup, Categories | Assignment Groups | Canvas Course: Gradebook |
| Groups, Groupings | Groups, Group Sets | Canvas Course: Groups and Group Sets |

| | | |
|--|---|--|
| <p>*H5P (Activity)</p>  | <p>No Equivalent</p> <p>Can create content at H5P.org</p> | <p>H5P is not yet an option within Canvas. You can create content on the H5P.org site and embed it in Canvas.</p> <p>H5P from Moodle to Canvas</p> |
| <p>HTML Editor</p> | <p>Rich Content Editor</p> | <p>Canvas Course: Course Accessibility and Organization</p> |
| <p>*IAssignment</p>  | <p>No Equivalent</p> <p>Recreate as Assignment</p> | <p>Canvas Course: Assignments</p> |
| <p>*Journal (Activity)</p>  | <p>No Equivalent</p> <p>Recreate as Assignment</p> | <p>Canvas Course: Assignments</p> |
| <p>Kaltura</p>  | <p>Kaltura</p> | |
| <p>Label (Resource)</p>  | <p>Text Header</p> | <p>Only a simple, plain text Label transfers into Canvas as a Text Header. If a Label includes elements such as an image or a bulleted/numbered list, it transfers as a Page, which will require clean up or deletion.</p> <p>Canvas Course: Course Accessibility and Organization</p> |
| <p>*Lesson (Activity)</p>  | <p>No Equivalent</p> <p>Replicate with MasteryPaths or Pages.</p> | <p>Branching can be simulated with MasteryPaths or Pages.</p> <p>Canvas Course: MasteryPaths and Outcomes</p> <p>Canvas Course: Content Items</p> <p>How do link one Page to another Page?</p> |
| <p>*Lightbox Gallery (Resource)</p>  | <p>No Equivalent</p> <p>Recreate with H5P, PowerPoint, Google Slides.</p> | <p>There is no equivalent in Canvas to the Lightbox Gallery resource. Galleries will need to be recreated with a product outside of Canvas such as H5P, PowerPoint, or Google Slides.</p> |
| <p>Messages</p> | <p>Inbox, Conversations</p> | <p>Canvas Course: Communication</p> |
| <p>Moodle Homepage and My Courses</p> | <p>Dashboard and Courses</p> | <p>Canvas Course: Navigation</p> |
| <p>Notification Preferences</p> | <p>Notifications</p> | <p>Canvas Course: Account Settings and Notifications</p> |
| <p>Open Forum (Activity)</p>  | <p>Discussions</p> | <p>Canvas Course: Discussions</p> |
| <p>Page (Resource)</p>  | <p>Pages</p> | <p>Canvas Course: Content Items</p> |
| <p>Participants, Enrolled Users</p> | <p>People</p> | <p>Canvas Course: People, Analytics, and Statistics</p> |

| | | |
|---|--|---|
| Profile | Profile, User Settings | Canvas Course: Account Settings and Notifications |
| Questionnaire (Activity)  | No Equivalent Questionnaire activity transfers to Canvas as an Ungraded Survey. | The item will need to be previewed after it is transferred into Canvas to ensure that the question and answer options appear correctly. If you want the Survey to be a graded item, you will need to change the Quiz Type setting from Ungraded Survey to Graded Survey. Canvas Course: Quizzes |
| Quiz  | Quizzes, Quizzes.Next | Quizzes transfer into Canvas as unpublished Practice Quizzes even if the Quiz link is not hidden in Moodle and the Quiz has a point value set. You will need to publish the Quizzes you want students to see, and you will need to change the Quiz Type setting from Practice Quiz to Graded Quiz for all Quizzes you want to appear in the gradebook and count towards the course grade. If you want to transfer a Quiz into Quizzes.Next, you can click the Quizzes link in the Course Navigation menu, click the menu button (three vertical dots) for the Quiz, and select Migrate. Canvas Course: Quizzes |
| Reports | Analytics, Statistics | Canvas Course: People, Analytics, and Statistics |
| SCORM  | SCORM | SCORM activities do not transfer from Moodle; however, the zip files do import into Canvas Files. To build a SCORM Assignment, the zip file must be downloaded from the Moodle activity or the Canvas Files and uploaded into SCORM. From there, the zip file can be turned into a graded or ungraded Assignment. SCORM from Moodle to Canvas How do I import SCORM files as an Assignment? |
| Section | Module | Canvas Course: Course Accessibility and Organization |
| *StudyMate  | StudyMate | StudyMate activities do not import from Moodle, however terms can easily be moved to Canvas. StudyMate from Moodle to Canvas How do I create StudyMate activities in Canvas? |
| Survey  | No Equivalent | Canvas Course: Quizzes |

| | | |
|--|--|---|
| | Recreate as a Quiz using the Graded or Ungraded Survey option for the Quiz Type. | |
| Switch Role To | Student View | Canvas Course: Navigation |
| *Turnitin  | Turnitin Recreate in Canvas. | Turnitin assignments will need to be recreated in Canvas. Depending on your needs, you can create a normal Assignment and enable the Plagiarism Review option, or you can create a Turnitin Assignment via the External Tool. Please note that Turnitin in Canvas does not allow multiple parts within one Turnitin assignment as Moodle did. Canvas Course: Assignments |
| URL (Resource)  | External URL | Canvas Course: Content Items |
| *Wiki, OU Wiki (Activity)  | No Equivalent | |
| *Workshop  | No Equivalent Recreate as Assignment using the Peer Review options. | Canvas Course: Assignments |